

October 15, 2018 Monday

1 What does SOHCAHTOA help you remember...write the equations out in their entirety.
 $\sin \theta = \frac{o}{h}$ $\cos \theta = \frac{a}{h}$ $\tan \theta = \frac{o}{a}$

2 If the distance from the tree to the student is 10 feet, and the tree is 12 foot high, what is the student's angle of elevation?

$\tan \theta = \frac{o}{a}$
 $\tan \theta = \frac{12}{10}$
 $x = 50^\circ$

3 A lost ranger is seen by his partner in a lookout tower, if the partner's angle of depression is 50 degrees, how far is the ranger from the lookout tower?

$\tan \theta = \frac{o}{a}$
 $45 \tan 50 = \frac{45}{x}$
 $53 = x$

Oct 11-2:32 PM

Unit 3 Test Study Guide

Use the triangle to the right to answer questions 1-4.

1. $\sin \theta = \frac{12}{13}$ $\cos \theta = \frac{10}{13}$ $\tan \theta = \frac{12}{10}$
 $\sin \theta = \frac{5}{13}$ $\cos \theta = \frac{12}{13}$ $\tan \theta = \frac{5}{12}$
 $\sin \theta = \frac{3}{5}$ $\cos \theta = \frac{4}{5}$ $\tan \theta = \frac{3}{4}$

2. $\sin \theta = \frac{12}{13}$ $\cos \theta = \frac{10}{13}$ $\tan \theta = \frac{12}{10}$
 $\sin \theta = \frac{5}{13}$ $\cos \theta = \frac{12}{13}$ $\tan \theta = \frac{5}{12}$
 $\sin \theta = \frac{3}{5}$ $\cos \theta = \frac{4}{5}$ $\tan \theta = \frac{3}{4}$

3. $\sin \theta = \frac{12}{13}$ $\cos \theta = \frac{10}{13}$ $\tan \theta = \frac{12}{10}$
 $\sin \theta = \frac{5}{13}$ $\cos \theta = \frac{12}{13}$ $\tan \theta = \frac{5}{12}$
 $\sin \theta = \frac{3}{5}$ $\cos \theta = \frac{4}{5}$ $\tan \theta = \frac{3}{4}$

4. $\sin \theta = \frac{12}{13}$ $\cos \theta = \frac{10}{13}$ $\tan \theta = \frac{12}{10}$
 $\sin \theta = \frac{5}{13}$ $\cos \theta = \frac{12}{13}$ $\tan \theta = \frac{5}{12}$
 $\sin \theta = \frac{3}{5}$ $\cos \theta = \frac{4}{5}$ $\tan \theta = \frac{3}{4}$

5. $\sin \theta = \frac{12}{13}$ $\cos \theta = \frac{10}{13}$ $\tan \theta = \frac{12}{10}$
 $\sin \theta = \frac{5}{13}$ $\cos \theta = \frac{12}{13}$ $\tan \theta = \frac{5}{12}$
 $\sin \theta = \frac{3}{5}$ $\cos \theta = \frac{4}{5}$ $\tan \theta = \frac{3}{4}$

6. $\sin \theta = \frac{12}{13}$ $\cos \theta = \frac{10}{13}$ $\tan \theta = \frac{12}{10}$
 $\sin \theta = \frac{5}{13}$ $\cos \theta = \frac{12}{13}$ $\tan \theta = \frac{5}{12}$
 $\sin \theta = \frac{3}{5}$ $\cos \theta = \frac{4}{5}$ $\tan \theta = \frac{3}{4}$

7. $\sin \theta = \frac{12}{13}$ $\cos \theta = \frac{10}{13}$ $\tan \theta = \frac{12}{10}$
 $\sin \theta = \frac{5}{13}$ $\cos \theta = \frac{12}{13}$ $\tan \theta = \frac{5}{12}$
 $\sin \theta = \frac{3}{5}$ $\cos \theta = \frac{4}{5}$ $\tan \theta = \frac{3}{4}$

8. $\sin \theta = \frac{12}{13}$ $\cos \theta = \frac{10}{13}$ $\tan \theta = \frac{12}{10}$
 $\sin \theta = \frac{5}{13}$ $\cos \theta = \frac{12}{13}$ $\tan \theta = \frac{5}{12}$
 $\sin \theta = \frac{3}{5}$ $\cos \theta = \frac{4}{5}$ $\tan \theta = \frac{3}{4}$

9. $\sin \theta = \frac{12}{13}$ $\cos \theta = \frac{10}{13}$ $\tan \theta = \frac{12}{10}$
 $\sin \theta = \frac{5}{13}$ $\cos \theta = \frac{12}{13}$ $\tan \theta = \frac{5}{12}$
 $\sin \theta = \frac{3}{5}$ $\cos \theta = \frac{4}{5}$ $\tan \theta = \frac{3}{4}$

10. $\sin \theta = \frac{12}{13}$ $\cos \theta = \frac{10}{13}$ $\tan \theta = \frac{12}{10}$
 $\sin \theta = \frac{5}{13}$ $\cos \theta = \frac{12}{13}$ $\tan \theta = \frac{5}{12}$
 $\sin \theta = \frac{3}{5}$ $\cos \theta = \frac{4}{5}$ $\tan \theta = \frac{3}{4}$

11. The top of a mountain is 14 kilometers above the ground. The angle of depression from the top of the mountain to the base of the mountain is 22 degrees. How long is the slope?

$\cos \theta = \frac{a}{h}$
 $\cos 22 = \frac{14}{x}$
 $x \cos 22 = 14$
 $x = 15$

12. A forest ranger is on a fire lookout tower in a national forest. His observation post is 214 ft above the ground. He spots a fire. The angle of depression from his line of sight to the fire is 12 degrees. How far away is the fire from the lookout tower to the nearest foot?

$\cos \theta = \frac{a}{h}$
 $\cos 12 = \frac{214}{x}$
 $x \cos 12 = 214$
 $x = 218$

13. Find angles X and Z.

$\sin \theta = \frac{o}{h}$
 $\sin \theta = \frac{21}{35}$
 $\theta = 36^\circ$
 $X = 36^\circ$
 $Z = 36^\circ$

16. Find ST.

$\cos \theta = \frac{a}{h}$
 $\cos 30 = \frac{5.6}{r}$
 $r \cos 30 = 5.6$
 $r = 6.4$

October 16, 2018, Tuesday

Find the length of the side labeled x. Round intermediate values to the nearest tenth. Use the rounded values to calculate the next value. Round your final answer to the nearest tenth.

1) Find the length of the side labeled x. Round intermediate values to the nearest tenth. Round your final answer to the nearest tenth.

2) Find the measure of the indicated angle to the nearest degree.

3) Find the missing side. Round to the nearest tenth.

4) Find the measure of the indicated angle to the nearest degree.

5) Find the missing side. Round to the nearest tenth.

Oct 11-2:32 PM

October 17, 2018, Wednesday

Parts of a Circle

Choose from the following to complete the labeled diagram:
 Arc Radius Tangent Segment
 Diameter Sector Circumference
 Chord


Oct 11-3:55 PM

1st - Read column 1
 2nd - Recap what was read
 2nd - Read column 2 & 3
 1st - Recap what was read
 1st & 2nd Answer 1-4
 Please do not write in books


Oct 17-11:25 AM

October 17, 2018, Thursday


Find the area of each. Use your calculator's value of π . Round your answer to the nearest tenth.

1) 

Find the circumference of each circle. Use your calculator's value of π . Round your answer to the nearest tenth.

2) 

Find the diameter of each circle. Round your answer to the nearest tenth.

3) 

Oct 17-12:56 PM

P 659-662 define circle vocabulary words (= 8) with picture


Copy:
 arc addition post p 661
 inscribed angle theorem p 662
 inscribed angle of a diameter theorem p 664


Oct 11-2:32 PM


p664-665


Evaluate: Homework and Practice

Identify the chord(s), inscribed angle(s), and central angle(s) in the figure. The center of the circles in Exercises 1, 2, and 4 is C.

1. 

2. 

3. 


4. 

Oct 11-2:55 PM

In circle C, $m\widehat{DE} = 84^\circ$. Find each measure.

1. $m\angle DGE$ 6. $m\angle EFD$

The center of the circle is A. Find each measure using the appropriate theorems and postulates.


7. $m\widehat{CE}$ 

8. $m\widehat{DF}$

9. $m\angle BEC$


Oct 11-2:56 PM

Find each measure using the appropriate theorems and postulates: $m\widehat{AC} = 116^\circ$

10. $m\widehat{BC}$ 


11. $m\widehat{AD}$

The center of the circle is C. Find each measure using the appropriate theorems and postulates. $m\angle M = 70^\circ$ and $m\angle N = 60^\circ$.

12. $m\angle MNP$ 

13. $m\angle LMN$

The center of the circle is O. Find each arc or angle measure using the appropriate theorems and postulates.

14. $m\angle RDE$ 15. $m\widehat{ABD}$ 

16. $m\widehat{ED}$ 17. $m\angle DBE$



Oct 11-2:56 PM

Geometry Name _____ ID: 1

Central Angles Date _____ Period _____



Name the arc made by the given angle.

1) $\angle MQC$ 2) Major arc for $\angle GQH$



 

Name the central angle of the given arc.



3) \widehat{AC} 4) \widehat{GH}

Find the measure of the arc or central angle indicated. Assume that lines which appear to be diameters are actual diameters.

5)  6) 


7) $m\angle SRT$ 8) $m\angle FHE$


 

Oct 11-3:03 PM


Geometry _____ Name _____ ID: 1
 © 2010 Pearson Education, Inc. All rights reserved. Date _____ Period _____


Central Angles
 Name the arc made by the given angle.

1) $\angle MQP$  **\widehat{MP}**


2) Major arc for $\angle GHI$  **\widehat{GHI}**


Name the central angle of the given arc.


3) \widehat{AC}  **$\angle AOC$**


4) \widehat{GH}  **$\angle I$**

Find the measure of the arc or central angle indicated. Assume that lines which appear to be diameters are actual diameters.

5)  **160°**

6)  **90°**

7) $m\widehat{STP}$  **70°**

8) $m\angle PHE$  **65°**

© 2010 Pearson Education, Inc. All rights reserved. All other rights reserved.

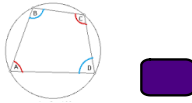
Oct 11-3:03 PM

October 18, 2018, Thursday

Oct 11-3:04 PM

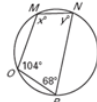
Copy p 670 - inscribed Quadrilateral Theorem

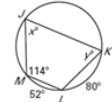
What does this theorem mean related to this picture?

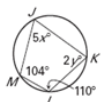


Oct 11-3:05 PM

Practice: Quadrilaterals Inscribed in a Circle:
 Ex5: Find the value of each variable.

1. 

2. 

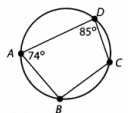
3. 

Oct 11-3:14 PM

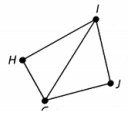
Use the figure for Exercises 5-6. Find each measure using the appropriate theorems and postulates.

5. $m\angle B$

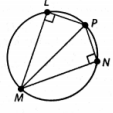
6. $m\widehat{DAB}$



7. \widehat{GHIJ} is a quadrilateral. If $m\angle HIJ + m\angle HGJ = 180^\circ$ and $m\angle H + m\angle J = 180^\circ$, could the points G, H, I, and J points of a circle? Explain.

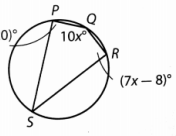


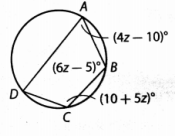
8. \widehat{LMNP} is a quadrilateral inscribed in a circle. If $m\angle L = m\angle N$, is \widehat{MP} a diameter of the circle? Explain.



Oct 11-3:16 PM

Multi-Step Find the angle measures of each inscribed quadrilateral.

10. 

11. 

Oct 11-3:17 PM

18. In the diagram, C is the center of the circle and $\angle XYZ$ is inscribed in the circle. Classify each statement as true, false, or cannot be determined.

- a. $\overline{CX} \cong \overline{CY}$
- b. $\overline{CZ} \cong \overline{XY}$
- c. $\triangle CXZ$ is isosceles.
- d. $\triangle CZY$ is equilateral.
- e. \overline{XY} is a diameter of circle C .

Oct 11-3:17 PM

Inscribed Angles - tech search for a pic and definition!

How are inscribed angles different from inscribed quadrilaterals?

Oct 11-3:17 PM

Geometry Name _____ ID: 1
 Inscribed in a Circle Date _____ Period _____
 Find the measure of the arc or angle indicated.

1) 2) 3) 4) 5) 6)

Oct 11-3:23 PM

7) 8) 9) 10) 11) 12) 13) Find $m\widehat{EG}$ 14) Find $m\widehat{KZ}$

Oct 11-3:24 PM


Geometry Name _____ ID: 1
 Inscribed in a Circle Date _____ Period _____
 Find the measure of the arc or angle indicated.

1) 2) 3) 4) 5) 6)

Oct 11-3:24 PM

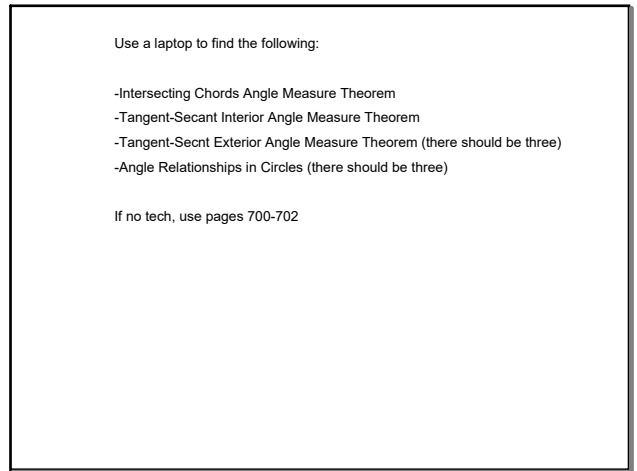
7) 8) 9) 10) 11) 12) 13) Find $m\widehat{EG}$ 14) Find $m\widehat{KZ}$

Oct 11-3:24 PM



October 19, 2018, Friday

Oct 11-3:26 PM

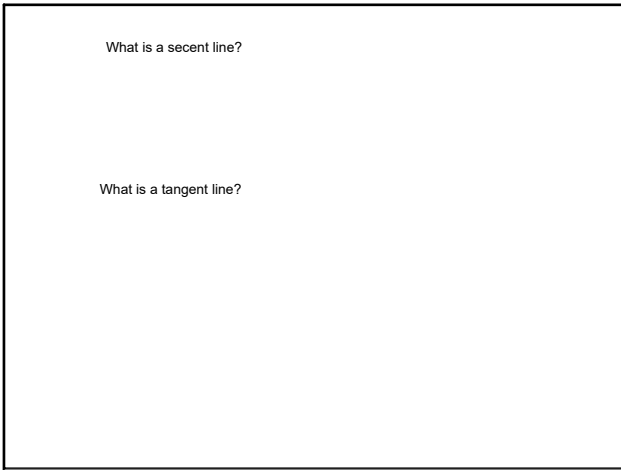


Use a laptop to find the following:

- Intersecting Chords Angle Measure Theorem
- Tangent-Secant Interior Angle Measure Theorem
- Tangent-Secant Exterior Angle Measure Theorem (there should be three)
- Angle Relationships in Circles (there should be three)

If no tech, use pages 700-702

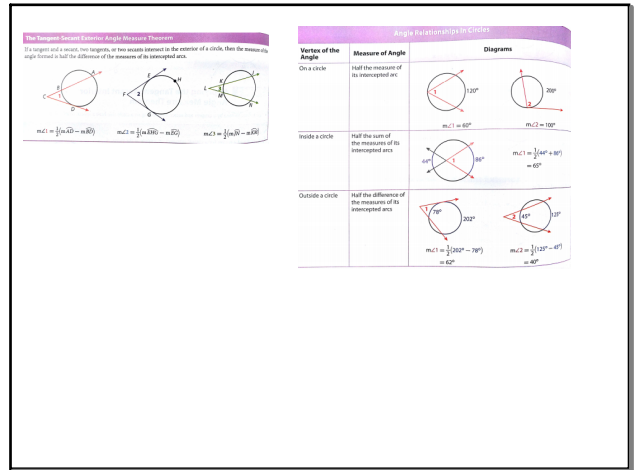
Oct 11-3:27 PM



What is a secant line?

What is a tangent line?

Oct 11-3:33 PM



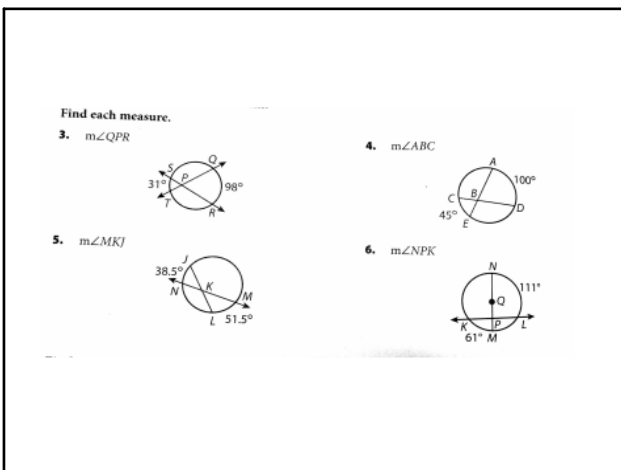
The Tangent-Secant Exterior Angle Measure Theorem
If a tangent and a secant, two secants, or two secants intersect on the exterior of a circle, then the measure of the angle formed is half the difference of the measures of the intercepted arcs.

$$m\angle 1 = \frac{1}{2}(m\widehat{AD} - m\widehat{BC}) \quad m\angle 2 = \frac{1}{2}(m\widehat{BD} - m\widehat{AC}) \quad m\angle 3 = \frac{1}{2}(m\widehat{AD} - m\widehat{BC})$$

Angle Relationships in Circles

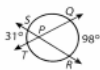
Vertex of the Angle	Measure of Angle	Diagrams
On a circle	Half the measure of its intercepted arc	$m\angle 1 = 60^\circ$ $m\angle 2 = 120^\circ$
Inside a circle	Half the sum of the measure of its intercepted arcs	$m\angle 1 = \frac{1}{2}(120^\circ + 80^\circ) = 100^\circ$ $m\angle 2 = \frac{1}{2}(120^\circ + 80^\circ) = 100^\circ$
Outside a circle	Half the difference of the measure of its intercepted arcs	$m\angle 1 = \frac{1}{2}(120^\circ - 80^\circ) = 20^\circ$ $m\angle 2 = \frac{1}{2}(120^\circ - 80^\circ) = 20^\circ$

Oct 11-3:37 PM

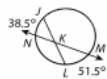


Find each measure.

3. $m\angle QPR$



5. $m\angle MKJ$



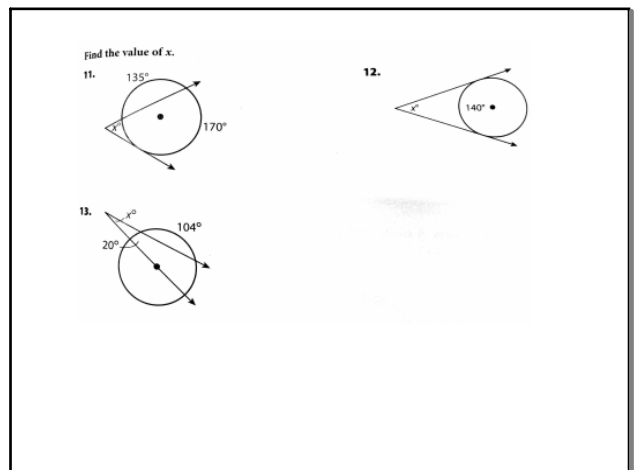
4. $m\angle ABC$



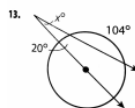
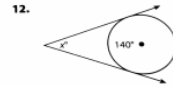
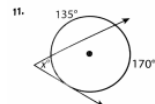
6. $m\angle NPK$



Oct 11-3:38 PM







Find the value of x.





Oct 11-3:38 PM

Geometry _____ Name _____ ID: 1
 © 2014 Holt Rinehart and Winston, LLC. All rights reserved. Date _____ Period _____
Circles, Secant & Tangents
 Find the measure of the arc or angle indicated. Assume that lines which appear tangent are tangent.



1)  2) 



3)  4) 



5)  6) 

© 2014 Holt Rinehart and Winston, LLC. All rights reserved. Made with Edmentum Geometry.

Oct 11-3:42 PM

7)  8) 



9)  10) 



11)  12) 



© 2014 Holt Rinehart and Winston, LLC. All rights reserved. Made with Edmentum Geometry.

Oct 11-3:52 PM

Geometry _____ Name _____ ID: 1
 © 2014 Holt Rinehart and Winston, LLC. All rights reserved. Date _____ Period _____
Circles, Secant & Tangents
 Find the measure of the arc or angle indicated. Assume that lines which appear tangent are tangent.



1)  2) 

3)  4) 



5)  6) 

© 2014 Holt Rinehart and Winston, LLC. All rights reserved. Made with Edmentum Geometry.



Oct 11-3:52 PM

7)  8) 

111° 110°

9)  10) 

70° 120°

11)  12) 

140° 41°

© 2014 Holt Rinehart and Winston, LLC. All rights reserved. Made with Edmentum Geometry.

Oct 11-3:53 PM