

SAS October 1, 2018, Monday

1) 2) 3)

Vocabulary Check!

1) Draw two triangles which are congruent (with leg lengths &/or angles) *3 ways*

2) Draw two triangles which are similar (with leg lengths &/or angles) *3 ways*

3) Draw a midsegment of a triangle (using tic marks where appropriate)

4) What two geometric tools can you use to make geometric constructions?
Compass
Protractor

Sep 20-8:31 AM

Unit 2 Study Guide Part 2

1) Determine the dilator scale factor.
 $H(0,2) \rightarrow H'(0,3)$
 $H'(0,3) = \frac{3}{2} = 1.5$

2) Find the missing side, *small*.
 $\frac{4}{15} = \frac{24}{?}$
 $4? = 600$
 $? = 150$

Determine if each set of triangles are similar by AA, SAS, or SSS. Otherwise, write Not Possible.

3) *SSS*
 $\frac{10}{12} = .83$
 $\frac{12}{14} = .83$
 $\frac{15}{18} = .83$

4) *AA*
 $\frac{10}{12} = .83$
 $\frac{15}{18} = .83$

5) *SAS*
 $\frac{10}{12} = .83$
 $\frac{15}{18} = .83$

6) *SSS*
 $\frac{8}{10} = .8$
 $\frac{12}{15} = .8$

7) If $DE = 3x - 15$ and $EF = 30$, find x .
 $2DE = AC$
 $2(3x - 15) = 30$
 $6x - 30 = 30$
 $+30 +30$
 $6x = 60$
 $x = 10$

14) Given that M, P, & N are midpoints of the sides of $\triangle XYZ$, find the perimeter of $\triangle MNP$.
 Perimeter of $\triangle MNP = 61$
 Perimeter of $\triangle XYZ = 122$

For all by-hand constructions use a compass and straightedge. DO NOT erase your construction marks.

15) Copy the angle. *IM*

16) Construct a regular hexagon inscribed in the circle. *JF*

17) Bisect the angle. *TRY ANY 3!*

18) Construct a perpendicular bisector. *JF*

19) Construct a parallel line through the given point. *IM*

20) Construct a square inscribed in a circle. *GB*

Constructions Review

Match each construction to its image. Highlight the first step of each construction. If complete, highlight the last step of the construction in another color. If incomplete, complete the construction.

21) A Copying an angle

22) B Hexagon inscribed in a circle

23) C Copying a line segment

24) D Bisecting an angle

25) E Square inscribed in a circle

26) F Parallel line

27) G Perpendicular bisector

28) H Perpendicular line through a point on a line

29) I Perpendicular line through a point NOT on the line

30) J Equilateral triangle inscribed in a circle

A, B, C, D, E, F, G, H, I, J

October 2, 2018, Tuesday

Test!

Sep 20-8:32 AM

October 3, 2018, Wednesday

Unit 3 - Right Triangle Trigonometry

State a minimum of 5 characteristics of the following triangle.

Sep 20-8:33 AM

Unit 3 - What is Right Triangle Trigonometry?

<https://youtu.be/SUV8s9SpQI> by Garrick

While watching this video, list 5 important things you discover in your notebook.

Sep 20-8:48 AM

p585

Draw the Ratio in a Right Triangle, labeling all part of the right triangle

p590 Use the angent to find the unknown side length. #9-14

p 590 Use the tan-1 to find the unknown angle measure #15-17

Sep 20-10:57 AM

What does the tangent ratio help you find?

<https://youtu.be/BLHk7WkgdKw> by Owens


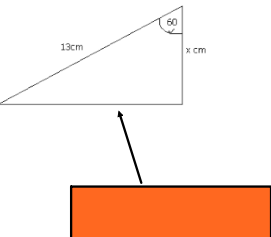
Sep 20-11:00 AM

Copy p594 Trig Ratios

How does this fit in our SOHCAHTOA?

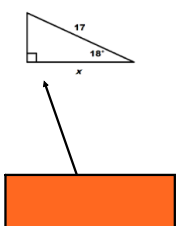
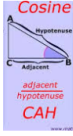
Sep 20-11:15 AM

Let's start with sine (SOH)...

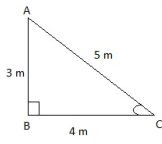
Sep 20-11:17 AM

& now for cosine (CAH)...

Sep 20-11:19 AM

Can you use multiple ratios (SOH), (CAH), and/or (TOA)?



Sep 20-11:23 AM

Let's explore some resources about trigonometry ratios on Geogebra...

- <https://99tm.atz3ap.rh16.brzenzi.geobra.trig.ratio>
- <https://www.geogebra.org/m/kvu575uXematerialiUZDWWDo>

Write down 3 observations for each Geogebra file.

Sep 20-11:25 AM

Familiarizing with the Sine ratio - Kuta

Familiarizing with the Cosine ratio - Kuta

Can you choose the correct ratio? - Self assess

Word problems with a group.

Sep 20-11:56 AM