

September 4, 2018

Find x.

4)

Determine if the two triangles are congruent. If they are, state how you know.

3)

4)

5)

Aug 31-8:08 AM

Quiz Review

1) $\triangle RAC \cong \triangle RTO$ by AAS

2) $\triangle KAD \cong \triangle KST$ by SAS

3) $\triangle XYW \cong \triangle ZYW$ by AAS

5) $\triangle KMJ \cong \triangle KLN$ by NONE

Sep 4-10:28 AM

11) $\triangle MNP \cong \triangle OPN$ $\overline{MN} \cong \overline{OP}$

STATEMENT	REASONS
1 $\angle MNP \cong \angle OPN$	1 Given
2 $\overline{MN} \cong \overline{OP}$	2 Given
3 $\overline{NP} \cong \overline{NP}$	3 Reflexive Prop.
4 $\triangle MNP \cong \triangle OPN$	4 SAS

Sep 4-10:41 AM

Unit 2 Test Part 1 Study Guide

1. Which theorems or rule are used to prove that two triangles are congruent?
SSS, AAS, SAS, ASA, HL

2. Consider the triangles shown. Which rule, if any, can be used to prove triangle congruency?
AAS, ASA, SAS, SSS

3. If $m\angle 1 = 40$ and $m\angle 2 = 30$, find $m\angle 4$ and $m\angle 5$.

4. In the diagram below, $m\angle 2 = 5(x+1)$, $m\angle 3 = 3(x+5)$. Find x and the measure of $\angle 2$.

5. Find $m\angle 3$ if $m\angle 1 = 3x + 1$ and $m\angle 2 = 7x - 16$. Find $m\angle 4$ if $m\angle 5 = 99$.

Sep 4-10:17 AM

7. $\triangle PQR$ and $\triangle STU$ are congruent triangles. Using this information, list the corresponding sides and corresponding angles.

8. For $\triangle EFG$ and $\triangle MNP$, it is known that $\overline{EG} \cong \overline{MP}$, $\angle G \cong \angle P$, and $\overline{FG} \cong \overline{NP}$. Determine if the triangles are congruent, and if so, by what method of congruency.

9. In this diagram, \overline{CD} is the perpendicular bisector of \overline{AB} . The two-column proof shows that $\triangle ADC$ is congruent to $\triangle BDC$. Fill in the missing pieces of the proof.

Step	Statement	Reason
1	\overline{CD} is the perpendicular bisector of \overline{AB}	Given
2	$\overline{AD} \cong \overline{BD}$	Definition of bisector
3	$\overline{CD} \cong \overline{CD}$	Reflexive Prop.
4	$\angle ADC \cong \angle BDC$	Definition of perpendicular lines
5	$\triangle ADC \cong \triangle BDC$	All right angles are congruent
6		SAS

10. Given: $\overline{NO} \perp \overline{MP}$ and $\overline{MN} \cong \overline{OP}$. Prove: $\triangle MNP \cong \triangle OPN$.

Steps	Statements	Reasons
1	$\overline{NO} \perp \overline{MP}$ and $\overline{MN} \cong \overline{OP}$	Given
2	$\angle MNP \cong \angle OPN$	Alternate Interior Angles are congruent
3	$\angle NPM \cong \angle ONP$	Alternate Interior Angles are congruent
4	$\overline{NP} \cong \overline{NP}$	Reflexive Prop.
5	$\triangle MNP \cong \triangle OPN$	AAS

Sep 4-10:17 AM

11. Given: E is the midpoint of \overline{AC} and \overline{DB} . Prove: $\triangle ABE \cong \triangle CED$.

Steps	Statements	Reasons
1	Given	Given
2	$\overline{AE} \cong \overline{EC}$	defn of a midpoint
3	$\overline{DE} \cong \overline{DE}$	Reflexive Property
4	$\angle AEB \cong \angle CED$	SAS
5		

12. $\triangle DEF$ and $\triangle UVW$ are congruent triangles. Which statement is known to be true?
a. $\overline{DE} \cong \overline{UV}$ b. $\overline{DF} \cong \overline{TW}$ c. $\overline{DE} \cong \overline{UV}$ d. $\overline{DE} \cong \overline{TV}$

13. For $\triangle ABC$ and $\triangle DEF$, the following is given: $\angle C \cong \angle F$, $\overline{AB} \cong \overline{DE}$, and $\overline{BC} \cong \overline{EF}$. By which triangle congruence statement can it be concluded that the triangles are congruent?
a. SSS b. SAS c. ASA d. It cannot be determined if the triangles are congruent.

14. $\triangle UVW$ and $\triangle XYZ$ are congruent triangles. Which statement is known to be true?
a. $\angle W \cong \angle X$ b. $\angle V \cong \angle Y$ c. $\angle V \cong \angle X$ d. $\angle V \cong \angle Y$

15. Name all angles for each description.

Corresponding: $\angle 4 \angle 7, \angle 1 \angle 6, \angle 3 \angle 8, \angle 2 \angle 5$
 Alternate Interior: $\angle 4 \angle 8, \angle 7 \angle 3$
 Alternate Exterior: $\angle 4 \angle 9, \angle 3 \angle 6$
 Vertical: $\angle 1 \angle 4, \angle 2 \angle 5, \angle 3 \angle 6, \angle 7 \angle 8$
 Same side interior: $\angle 4 \angle 7, \angle 3 \angle 6$

Sep 4-10:48 AM

16. Identify all angle measures.

$\angle 3 = \angle 1 = \angle 6 = 41$
 $\angle 5 = \angle 7 = \angle 4 = \angle 2 = 139$

17. Determine whether each pair of triangles is congruent. If so, write a congruence statement, and explain why the triangles are congruent.

ASAS $\triangle GHI \cong \triangle KJI$
SAS $\triangle ASP \cong \triangle QSP$
SAS $\triangle LNO \cong \triangle NLM$
ASA

18. For $\triangle ABC$ and $\triangle DEF$ the following is given: $\angle A \cong \angle D$, $\angle B \cong \angle E$, $\overline{AB} \cong \overline{DE}$. Sketch a picture to determine if the two triangles can be proven congruent.

Theorems about Lines and Angles

19. Name the relationship and then find the missing angle measures by solving for x .

Sep 4-10:48 AM

Theorems about Lines and Angles

19. Name the relationship and then find the missing angle measures by solving for x .

a. **Alt. Exterior \angle s**
 $2x + 10 = 86 + x$
 $x + 10 = 86$
 $-10 -10$
 $x = 76$

b. **Linear pair/supple**
mentary
 $4x + 6 + 11x - 6 = 180$
 $15x = 180$
 $\frac{15x}{15} = \frac{180}{15}$
 $x = 12$

c. **Vertical**
Pair
 $4x + 24 = 7x + 3$
 $-4x -4x$
 $24 = 3x + 3$
 $-3 -3$
 $\frac{21}{3} = \frac{3x}{3}$
 $7 = x$

d. **Same side**
interior \angle s
 $6x + 7 + 3x + 38 = 180$
 $9x + 45 = 180$
 $-45 -45$
 $9x = 135$
 $\frac{9x}{9} = \frac{135}{9}$
 $x = 15$

Sep 5-10:28 AM

September 5, 2018

1.

- A. Yes, it is possible to prove the triangles congruent by AAA.
- B. Yes, it is possible to prove the triangles congruent by SAS.
- C. Yes, it is possible to prove the triangles congruent by SSS.
- D. There is not enough information to prove the triangles congruent.

SAS, SSS, ASA, AAS, HL

2. In this diagram, $\overline{DE} \cong \overline{JI}$ and $\angle D \cong \angle J$. Which additional information is sufficient to prove that $\triangle DEF$ is congruent to $\triangle JIH$?

$\angle F \cong \angle H$

Sep 4-2:50 PM

test

Skip any 2 problems - please write skip or I will grade them

You may use your study guide

You may use your fold-able

Research triangle similarity...by the end of class, please write 2-4 sentences that describes triangle similarity & a picture.

Sep 4-10:48 AM

September 6, 2019

What is congruency? **agreement or harmony, equal**

What is similarity? **state of effect of being similar resembling without being identical**

How are these words similar or different? **learned**

Similarity \neq congruency
to learn

Sep 5-12:25 PM

Measuring in cms!

Sep 6-10:59 AM

11.1 Dilations

Essential Question: How does a dilation transform a figure?

Explore 1 Investigating Properties of Dilations

Definition: A dilation is a transformation that can change the size of a polygon but leaves the shape unchanged. A dilation has a center of dilation and a scale factor which together determine the position and size of the image of a figure after the dilation.

Use $\triangle ABC$ and its image $\triangle A'B'C'$ after a dilation to answer the following questions.

Use a ruler to measure the following lengths. Measure to the nearest tenth of a centimeter.

$AB = 2$ cm $A'B' = 2$ cm
 $AC = 2$ cm $A'C' = 2$ cm
 $BC = 2$ cm $B'C' = 2$ cm

Use a protractor to measure the corresponding angles.

$m\angle A = 28$ $m\angle A' = 28$
 $m\angle B = 38$ $m\angle B' = 38$
 $m\angle C = 117$ $m\angle C' = 117$

Conclude:

Dilation:
 Sides are similar, proportional.
 Angles are congruent, the same.

Scanned by CamScanner

Aug 31-9:17 AM

September 7, 2018

Describe the following triangles as congruent or similar.

1. **congruent SSS**
HL
SAS

2. **Similar**
BIGGER
smaller
PROPORTIONAL

3. **Similar**

4. **CONGRUENT, AAS**

Sep 6-11:45 AM

Graph the image of the figure using the transformation given.

1) dilation of 4 about the origin

2) dilation of 1.5 about the origin

Scale Factor

$L(-1,1) L'(-4,4)$
 $K(1,1) K'(4,4)$
 $M(-1,-1) M'(-4,-4)$
 $J(0,-1) J'(0,-4)$

$S(-1,2) S'(-1.5,3)$
 $R(2,3) R'(3,4.5)$
 $Q(2,-3) Q'(-3,-3)$

3) dilation of 2 about the origin

4) dilation of 0.25 about the origin

5) dilation of 5 about the origin

6) dilation of 0.5 about the origin

pick 1 3.

Sep 6-1:47 PM

Graph the image of the figure using the transformation given.

1) dilation of 4 about the origin

2) dilation of 1.5 about the origin

3) dilation of 2 about the origin

4) dilation of 0.25 about the origin

5) dilation of 5 about the origin

6) dilation of 0.5 about the origin

Sep 6-1:47 PM

Name: _____ Date: _____

Dilations/Translations Worksheet

Directions: Answer the following questions to the best of your ability. For the y-axis, use the same scaling as the x-axis.

1. In Math, the word dilate means to _____ or _____ a figure.

2. If a scale factor is less than 1, then your figure gets _____.

3. If a scale factor is greater than 1, then your figure gets _____.

4. Graph the dilated image of triangle PQR using a scale factor of 3 and (0,0) as the center of dilation.

$P: \quad P':$
 $Q: \quad Q':$
 $R: \quad R':$

5. Graph the dilated image of quadrilateral MNOP using a scale factor of 3 and the origin as the center of dilation.

$M: \quad M':$
 $N: \quad N':$
 $O: \quad O':$
 $P: \quad P':$

Aug 31-9:28 AM

Name: _____ Date: _____

6. Graph the dilated image of triangle XYZ using a scale factor of 1.5 and (0,0) as the center of dilation.

$X: \quad X':$
 $Y: \quad Y':$
 $Z: \quad Z':$

7. Graph the dilated image of quadrilateral MNOP using a scale factor of 1.5 and the origin as the center of dilation.

$M: \quad M':$
 $N: \quad N':$
 $O: \quad O':$
 $P: \quad P':$

8. Describe the dilation of quadrilateral MNOP, using the origin as the center.

Aug 31-9:28 AM

#3 on the back.

Name: _____ Date: _____

9. The table below shows the coordinates of triangle RST and the coordinates of R' in triangle R'S'T'. Triangle R'S'T' is a dilation of triangle RST.

Triangle	RST	R'S'T'
R	(-2, -8)	R' (-4, -6)
S	(0, -2)	S' (0, 6)
T	(2, -3)	T' (6, 9)

What is the scale factor?
Scale factor = 3

Part A
What are the coordinates of point S' and point T'?

Answer S' = (0, 6)
T' = (6, 9)

Part B
On the grid below, draw triangle RST and triangle R'S'T'.

Aug 31-9:29 AM

Name: _____ Date: _____

Dilations and Scale Factors - Independent Practice Worksheet

Complete all the problems.

1. Graph the image of rectangle KLMN after dilation with a scale factor of 2, centered at the origin.

2. Graph the image of rectangle PQRS after dilation with a scale factor of 1/4, centered at the origin.

Tons of Free Math Worksheets at: © www.mathworksheetsland.com

Aug 31-9:30 AM

Name: _____ Date: _____

3. Graph the image of quadrilateral EFGD after dilation with a scale factor of 3, centered at the origin.

4. Graph the image of quadrilateral PQRS after dilation with a scale factor of 2, centered at the origin.

Tons of Free Math Worksheets at: © www.mathworksheetsland.com

Aug 31-9:30 AM

Name: _____ Date: _____

5. Graph the image of quadrilateral FGHI after dilation with a scale factor of 1/5, centered at the origin.

6. Graph the image of rectangle PQRS after dilation with a scale factor of 2, centered at the origin.

Tons of Free Math Worksheets at: © www.mathworksheetsland.com

Aug 31-9:30 AM

Name: _____ Date: _____

7. Graph the image of triangle FGH after dilation with a scale factor of 5, centered at the origin.

8. Graph the image of quadrilateral KLMN after dilation with a scale factor of 3, centered at the origin.

Tons of Free Math Worksheets at: © www.mathworksheetsland.com

Aug 31-9:31 AM

Name: _____ Date: _____

9. Graph the image of rectangle RSTU after dilation with a scale factor of 1/5, centered at the origin.

10. Graph the image of quadrilateral ABCD after dilation with a scale factor of 5, centered at the origin.

Tons of Free Math Worksheets at: © www.mathworksheetsland.com

Aug 31-9:31 AM

Similar Figures Worksheet

Name: _____ Hour: _____

Fill in the blank with the appropriate word, phrase, or symbol to make a true statement.

- Similar figures have the same _____ but not necessarily the same _____.
- The symbol _____ means "is similar to" and the symbol _____ is the abbreviation for the word angle.
- A _____ drawing is an enlarged or reduced drawing that is similar to an actual object or place.
- In similar triangles, corresponding _____ are congruent and corresponding _____ are in proportion.
- To find a missing side length set up and solve a _____ Put the measurements of the smaller figure on top and the bigger figure on the bottom.

Learning Goal # 1: I can identify the corresponding parts of similar figures.

Example: The figures in each pair are similar ($\triangle ABC \sim \triangle XYZ$).

$\angle A$ corresponds with $\angle X$. AB matches with _____.
 $\angle B$ matches with $\angle Y$. BA corresponds with _____.
 $\angle C$ corresponds with $\angle Z$. BC matches with _____.

Practice Problems:

- $\triangle AST \sim \triangle OIG$

First, label $\angle D$, $\angle O$, & $\angle G$ on the small triangle. Then, fill in the blanks below:
 $\angle D$ corresponds with \angle _____. DO matches with _____.
 $\angle O$ matches with \angle _____. IT corresponds with _____.
 $\angle G$ corresponds with \angle _____. ST matches with _____.
 Suppose $\angle S = 25^\circ$, what is the measure of $\angle D$? _____
- $\triangle HOT \sim \triangle PIG$

$\angle H$ corresponds with \angle _____. HT matches with _____.
 $\angle O$ matches with \angle _____. IO corresponds with _____.
 $\angle T$ corresponds with \angle _____. GP matches with _____.

Aug 31-9:35 AM

Learning Goal # 2: I can find the missing measurements of two similar figures.

Example 1: The figures in each pair are similar ($\triangle ABC \sim \triangle XYZ$).

$\frac{4}{8} = \frac{3}{x} = \frac{5}{10}$

Example 2: The figures in each pair are similar.

$\frac{5}{x} = \frac{2.5}{3}$

The missing side is _____.

Practice Problems: Find the missing side(s) in each similar figure. Show Work!

-
-
-
-
-

Aug 31-9:35 AM

Geometry Exercises:
 Similar polygons
 Name: _____

1. If polygons are similar then what do you know about the corresponding sides and the corresponding angles?

Given the similar figures, name all pairs of corresponding sides and angles. Look at the similarity statement to help.

- $\triangle PQR \sim \triangle DEF$
- $\triangle LMN \sim \triangle RST$
- $ABCD \sim HGFJ$

$QP \rightarrow$ _____ $\angle Q =$ _____ $LM \rightarrow$ _____ $\angle L =$ _____ $AB \rightarrow$ _____ $\angle A =$ _____
 $PR \rightarrow$ _____ $\angle P =$ _____ $MN \rightarrow$ _____ $\angle M =$ _____ $BC \rightarrow$ _____ $\angle B =$ _____
 $RQ \rightarrow$ _____ $\angle R =$ _____ $ST \rightarrow$ _____ $\angle S =$ _____ $CD \rightarrow$ _____ $\angle C =$ _____
 $DA \rightarrow$ _____ $\angle D =$ _____

Use the similar polygons above to write the statement of proportionality for each:

_____ = _____ = _____ = _____ = _____ = _____

Complete the similarity statement for the similar figures and then find the scale factor. REDUCE fractions!

- $\triangle LKM \sim \triangle$ _____
 Scale Factor: _____
- $CRAD \sim$ _____
 Scale Factor: _____
- $RSQP \sim$ _____
 Scale Factor: _____
- $\triangle HAD \sim \triangle$ _____
 Scale Factor: _____
- $\triangle NPM \sim \triangle$ _____
 Scale Factor: _____
- $KIME \sim$ _____
 Scale Factor: _____

Aug 31-9:36 AM

The two polygons are similar. Write a proportion and solve for x.

-
-
-
-
-
-
-

Complete the similarity statement for the similar figures and then find the scale factor. Next, write the proportions and SOLVE for the missing lengths.

-
-
-

Aug 31-9:36 AM

Are these triangles similar by the AA^c Postulate? Write yes or no. If the triangles are similar, write a similarity statement.

-
-

Similar YES NO $\triangle ADE \sim \triangle$ _____ $\triangle EDF \sim \triangle$ _____

Find the angle measurements and set up proportions to find all missing side lengths. Notice the triangles are similar by AA^c.

- Flipped OR Twisted??

$m\angle A =$ _____ $m\angle D =$ _____ $m\angle C =$ _____
 Proportion to find x: _____ Proportion to find y: _____
- Flipped OR Twisted??

$m\angle A =$ _____ $m\angle D =$ _____ $m\angle C =$ _____
 Proportion to find x: _____ Proportion to find y: _____

Given two similar figures, find the scale factor and the ratio of the perimeters from the SMALL to the BIG.

- Scale Factor: _____ Ratio of Perimeters: _____
- Scale Factor: _____ Ratio of Perimeters: _____

Aug 31-9:36 AM

Geometry
 Copyright © 2012 by Edmentum - All rights reserved.
 CPCTC Worksheet
 Name: _____

1) What does the acronym CPCTC represent?

List all information given by the marks on the diagram. (There are at least 3 pieces of information for every problem.)


-
-
-
-
-
-
-

© 2012 Edmentum - All rights reserved. Printed with permission.

Aug 31-9:37 AM

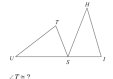
Complete each congruence statement by naming the corresponding angle or side.

8) $\triangle RXY \cong \triangle RPX$




$\angle YRX \cong ?$

9) $\triangle UTS \cong \triangle UHS$



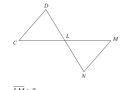
$\angle T \cong ?$

10) $\triangle XZY \cong \triangle XZD$



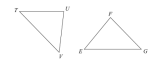
$\angle Y \cong ?$

11) $\triangle LMN \cong \triangle LCD$




$\overline{LN} \cong ?$

12) $\triangle FTU \cong \triangle EGF$



$\angle F \cong ?$


13) $\triangle LJK \cong \triangle HJK$



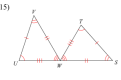
$\angle J \cong ?$

Write a statement that indicates that the triangles in each pair are congruent.

14)



15)



© 2004 M. Holt, Rinehart and Winston. All rights reserved. Holt, Rinehart and Winston.

Aug 31-9:37 AM