

March 13, 2019, Monday

9 more days 1

Algebra 1 Final Exam Review

1) Determine the factored form of the following quadratic functions.

a. $x^2 - 14x - 15$
 $(x + 1)(x - 15)$

$-14 \quad -15$
 $-15 \quad -15$
 GCF
 $3(x^2 + 4x - 12)$
 $3(x - 2)(x + 6)$

Name _____

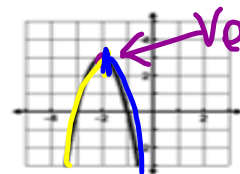
2) Determine the solutions to the following quadratic functions.

a. $x^2 = 27$
 $x = \pm 3$

b. $2x^2 - 3 = -4x$
 $2x^2 + 4x - 3 = 0$
 $a = 2, b = 4, c = -3$
 $\frac{-4 \pm \sqrt{4^2 - 4(2)(-3)}}{2(2)} = 0.6, -2.6$

3) Use the graph to the right to answer the questions.

- a. Determine the vertex. $(-2, 3)$
- b. Determine the increasing interval. $(-\infty, -2)$
- c. Determine the decreasing interval. $(-2, \infty)$



4) Write the quadratic equation of the graph of the parent function, $y = x^2$, that has been shifted down 3 units and stretched by a factor of 2.

$y = 2(x - 0)^2 - 3$

Remember

All shifts from vertex form: $y = a(x - h)^2 + k$

- a: 2
- h: 0
- k: -3

$y = 2x^2 - 3$
 $a = 2, b = 0, c = -3$
 $-\frac{b}{2a} = -\frac{0}{2(2)} = 0$
 vertex $(0, -3)$
 $y = 2(0)^2 - 3$
 $y = -3$

<https://www.mathplayground.com/division01.html>

<https://www.multiplication.com/quiz/division-self-correcting-quizzes>

Computation Practice

Division Facts

$$\begin{array}{r} \\ 9 \overline{) 36} \\ \underline{36} \\ 0 \end{array}$$

Correct Answer:

Start

IXL Learning, Inc [US] <https://www.multiplication.com/quiz/division-self-correcting-quizzes>

Enter answer with keyboard or touch pad

Large Education Input Box

Advertisement

Division Equation Family Quizzes

(All equation for the fact group)

Pre-Test Ones Twos Threes Fours Fives

Pre-Test 1 2 3 4 5

Sixes Sevens Eights Nines Post-Test

6 7 8 9 Post-Test

Division Up Through Quizzes

(All equation UP THROUGH the fact group)

Pre-Test Ones Twos Threes Fours Fives

Pre-Test 1 2 3 4 5

Sixes Sevens Eights Nines Post-Test

6 7 8 9 Post-Test

2 choose a few if you were having trouble on a particular # if not

2

3

~~March 14, 2019, Tuesday~~

May 15, 2019 Wednesday

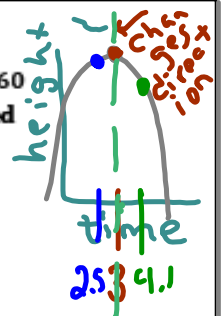
5) An object is projected into the air with a path described by the function $h(t) = -16t^2 + 96t + 160$ where h is the height above the ground in feet and t is the time in seconds since the object started along the path.

a. Find the time the object changes direction.

$t = 3$

b. Find the maximum height of the object.

$h = 304$



c. Describe the location of the object at 2.5 seconds.

$h(2.5) = -16(2.5)^2 + 96(2.5) + 160 = 300$

d. Describe the location of the object at 4.1 secs.

$h(4.1) = -16(4.1)^2 + 96(4.1) + 160 = 284$

6) When a quadratic expression consists of two perfect square terms which are being subtracted, then this quadratic can be factored using the Difference of 2 squares (DOTS) method. $a^2 - b^2 = (a+b)(a-b)$

7) Completing the Square is a method for solving quadratics.

8) Quadratic functions whose graphs open up have local minima.

9) The vertex of a quadratic function always lies on the axis of symmetry.

10) Write down examples of functions for each of the following:

a. linear increase

$y = 4x + 3$

b. exponential growth

$y = 4(3)^x$

c. linear decrease

$y = -4x + 3$
 $-4x - 3$

d. exponential decay

$y = 4(.3)^x$

greater than 1

less than 1

<http://www.thegreatmartinicompany.com/Math-Quick-Quiz/division-quiz.html>

Division Quiz

1. $28 \div 4 = \square \square$	11. $77 \div 7 = \underline{\quad}$
2. $48 \div 12 = \underline{\quad}$	12. $108 \div 9 = \underline{\quad}$
3. $24 \div 6 = \underline{\quad}$	13. $56 \div 7 = \underline{\quad}$
4. $48 \div 6 = \underline{\quad}$	14. $32 \div 8 = \underline{\quad}$
5. $36 \div 9 = \underline{\quad}$	15. $20 \div 4 = \underline{\quad}$
6. $12 \div 6 = \underline{\quad}$	16. $14 \div 2 = \underline{\quad}$
7. $80 \div 8 = \underline{\quad}$	17. $66 \div 6 = \underline{\quad}$
8. $16 \div 5 = \underline{\quad}$	18. $1 \div 1 = \underline{\quad}$
9. $15 \div 5 = \underline{\quad}$	19. $6 \div 6 = \underline{\quad}$
10. $40 \div 8 = \underline{\quad}$	20. $27 \div 9 = \underline{\quad}$

Famous Mathematicians selections:

Pick 4 names of mathematics you would be interested in performing research on for the "Famous Mathematicians" project.

Write the numbers 1-4 on your hand out and return to me!

Famous Mathematicians

Brahmagupta	Madhava
Carl Friedrich Gauss	Pierre de Fermat
Charles Babbage	Pythagoras
Diophantus	Rene Descartes
Emmy Noether	Sophie Germain
Euclid	Thales
Fibonacci	Benjamin Banneker
George Boole	Charles Lewis Reason
Gottfried Leibniz	Kelly Miller
Grace Murray Hopper	Dudley Weldon Woodard
Isaac Newton	Martha Euphemia Lofton Haynes
John von Neumann	Elbert Frank Cox
John Wallis	William Waldron Schieffelin Claytor
Julia Robinson	Marjorie Lee Browne
Leonhard Euler	David Harold Blackwell
Luca Pacioli	

1) Select your top four name you are interested in learning more about.

2) I will (hopefully) choose one of your four to assign to you, so we can learn as about as many mathematicians as possible.

March 15, 2019, Wednesday

11) For each table, write the best description, then write the appropriate function.

a.

x	0	1	2	3	4
f(x)	27	9	3	1	1/3

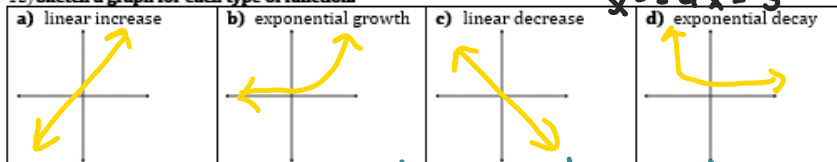
b. $b = \frac{9}{27}$

x	0	1	2	3	4
f(x)	3	0	-1	0	3

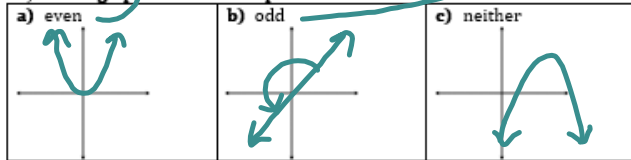
description: exponential decay
function: $y = 27 \cdot (.3)^x$

description: quadratic
function: $y = (x-1)(x-3)$
 $x^2 - 3x - 1x + 3$
 $x^2 - 4x + 3$

12) Sketch a graph for each type of function.

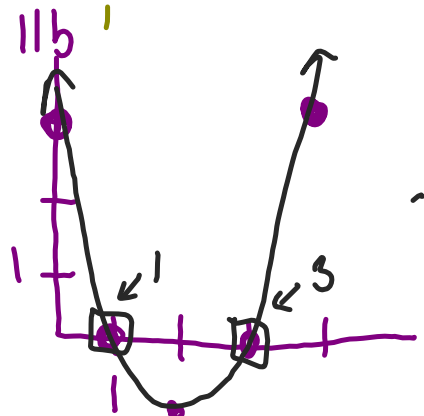
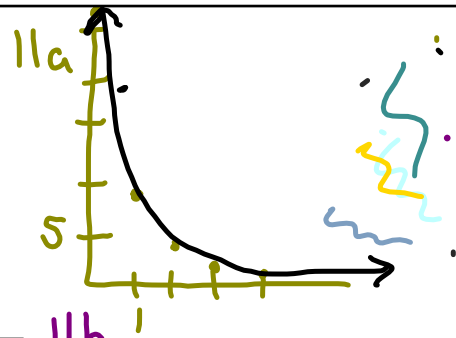


13) Draw a graph for each description.



14) Write examples of functions for each description.

a) even $y = x^2 + 3x^0$ $y = x^2 + 3$ even exponents	b) odd $y = x^3 + 3x^5$ odd exponents	c) neither $y = 3x^5 + x^3 + x^2 + 3$ both odd & even exponents
--	---	---



Assign Famous Mathematicians

3) You will research the name you have been assigned to learn at least the following:

Date of birth

Date of death

Birthplace

Location lived as an adult

Where they died

Picture

Family structure (parents, husband/wife, children, etc.)

What was this person's biggest contribution to the field of mathematics?

What are three interesting facts about this person (not included in the above information).

4) You may present your information in the form of:

PowerPoint Slides, these will have to be printed for display

Word Documents, these will have to be printed for display

Legibly handwritten on large paper or multiple sheets

**Your work will be displayed for other to read about your mathematician, so make sure your work is neat.

5) When you have completed you research, see me, so we can find a place on the wall to display your work! Include your name visibly on each page displayed!

March 16, 2019, Thursday

15) Determine the equation for the following situation: Becky began with 4 bugs. She noticed that they increased by a factor of 1.5 every year.

16) When comparing linear growth and exponential growth, the _____ function will always eventually win.

17) Sketch an example of each type of function & then identify each characteristic.

	Linear:	Quadratic:	Exponential:
PICTURE	Increase: Decrease:	<i>Opens Up:</i> <i>Opens Down:</i>	<i>Growth:</i> <i>Decay:</i>
END BEHAVIOR	<i>Increase:</i> As $x \rightarrow -\infty, y \rightarrow$ _____ As $x \rightarrow \infty, y \rightarrow$ _____ <i>Decrease:</i> As $x \rightarrow -\infty, y \rightarrow$ _____ As $x \rightarrow \infty, y \rightarrow$ _____	<i>Opens Up:</i> As $x \rightarrow -\infty, y \rightarrow$ _____ As $x \rightarrow \infty, y \rightarrow$ _____ <i>Opens Down:</i> As $x \rightarrow -\infty, y \rightarrow$ _____ As $x \rightarrow \infty, y \rightarrow$ _____	<i>Growth:</i> As $x \rightarrow -\infty, y \rightarrow$ _____ As $x \rightarrow \infty, y \rightarrow$ _____ <i>Decay:</i> As $x \rightarrow -\infty, y \rightarrow$ _____ As $x \rightarrow \infty, y \rightarrow$ _____
RANGE	<i>Increase:</i> <i>Decrease:</i>	<i>Opens Up:</i> <i>Opens Down:</i>	<i>Growth:</i> <i>Decay:</i>
Interval of Increase/Decrease	<i>Increase:</i> INCREASE: DECREASE: <i>Decrease:</i> INCREASE: DECREASE:	<i>Opens Up:</i> INCREASE: DECREASE: <i>Opens Down:</i> INCREASE: DECREASE:	<i>Growth:</i> INCREASE: DECREASE: <i>Decay:</i> INCREASE: DECREASE:

Display Famous Mathematicians

March 17, 2019, Friday

18) Use the following data set to calculate the mean, median, and range.

8 12 7 15 19 29 15

Mean: _____ Median: _____ Range: _____

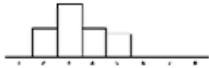
19) Create a box and whisker plot for the following data.

3 3 4 4 4 5 5 7 8 9 9 10 11 11

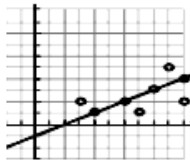
Min: _____ Q₁: _____ Median: _____ Q₃: _____ Max: _____



20) Label the following histograms as either **more** or **less** variable.



21) Based on the graph on the right, what is your y-value when your x-value is 7.5?




22) Use the histogram to the right to answer the following questions.

How many people total were surveyed?

How many people read 0 - 7 books?

How many people read more than 11 books?



Amusement Park Project