

Remember to copy the problem and only the correct answer...

April 8, 2019, Monday - welcome back!!

1. Look at the radical.  
 What is a rewritten form of the radical?  
 A.  $\sqrt{-88}/6$   
 B.  $\sqrt{-88}/6$   
 C.  $\sqrt{-88}/6$   
 D.  $\sqrt{-88}/6$

2. Look at the expression.  
 Which of these is equivalent to this expression?  
 A.  $-1/28$   
 B.  $-1/28$   
 C.  $8/10$   
 D.  $32/10$

3. Which sum is rational?  
 A.  $\sqrt{2} + \sqrt{3}$   
 B.  $\sqrt{25} + \sqrt{175}$   
 C.  $\sqrt{3} + \sqrt{5.5}$   
 D.  $\sqrt{12} + \sqrt{48}$

4. Which product is irrational?  
 A.  $\sqrt{2} \cdot \sqrt{50}$   
 B.  $\sqrt{64} \cdot \sqrt{4}$   
 C.  $\sqrt{9} \cdot \sqrt{149}$   
 D.  $\sqrt{10} \cdot \sqrt{18}$

Answers to Unit 1.1 Sample Items  
 1. A 2. C 3. B 4. D

**SOLVING A QUADRATIC EQUATION**

FACTORED:  $x^2 + 5x + 6 = 0$   
 $(x+2)(x+3) = 0$   
 $x+2=0 \rightarrow x=-2$   
 $x+3=0 \rightarrow x=-3$

COMPLETING THE SQUARE:  $x^2 + 8x + 11 = 0$   
 $x^2 + 8x = -11$   
 $(x+4)^2 = -11 + 16$   
 $(x+4)^2 = 5$   
 $x+4 = \pm\sqrt{5}$   
 $x = -4 \pm\sqrt{5}$

QUADRATIC FORMULA:  $x = \frac{-b \pm \sqrt{b^2 - 4ac}}{2a}$

TAKING SQUARE ROOTS:  $x^2 = 40$   
 $x = \pm\sqrt{40}$   
 $y = \sqrt{0.511 - 0.170n}$

GRAPHING:  $x^2 + 8x + 11 = 0$   
 $(x+4)^2 = 5$   
 $x+4 = \pm\sqrt{5}$   
 $x = -4 \pm\sqrt{5}$

2 real Solutions  
 1 real Solution  
 0 real Solution (2 complex/imaginary)

**The "Parent" Quadratic**

A parent function is the simplest function of a family of functions. The "Parent" Graph: ... The graph passes through the origin (0,0), and is contained in Quadrants I and II. This graph is known as the "Parent Function" for parabolas, or quadratic functions.

Child: Whatev...  
 Parent: You are going to do what I say!

**Other facts about the parent quadratic  $y = x^2$**

- There is one solution
- Negative & positive slope
- $x \rightarrow \infty f(x) \rightarrow \infty$
- $x \rightarrow -\infty f(x) \rightarrow \infty$
- opens up

Graphing Quadratics & Vocabulary Practice

1) Graph  $f(x) = (x+3)^2$

Parent graph:  $f(x) = x^2$

Transformations: Shifted left 3

Vertex:  $(-3, 0)$

Zeros:  $x = -3$

Axis of Symmetry:  $x = -3$

2) Graph  $f(x) = -(x-1)^2 - 3$

Transformations: Flips, moves right (1), moves down (3)

Vertex:  $(1, -3)$

Zeros:  $x = 1 \pm \sqrt{3}$

Axis of Symmetry:  $x = 1$

3) Graph  $f(x) = -2(x-1)^2 + 2$

Transformations: Flips, moved up 2, skinner/shrink

Vertex:  $(1, 2)$

Zeros:  $x = 0$  (y-axis)

4) Graph  $f(x) = 2(x+1)^2 - 4$

Transformations: Flips, right 1, stretch down 2

Vertex:  $(-1, -2)$

Zeros:  $x = 1$

**Characteristics of Quadratics**

SAME FOR EVERY QUADRATIC GRAPH:

- Zeros: x-intercepts (0, #)
- Y-intercept: (0, #)
- Domain:  $(-\infty, +\infty)$  or  $\mathbb{R}$
- Average Rate of Change: From point A(x1, y1) to point B(x2, y2) is  $\frac{y_2 - y_1}{x_2 - x_1}$  (Slope formula)

**For a quadratic that OPENS UP:**

- Vertex: lowest point
- Axis of Symmetry:  $x = h$  → x-value of the vertex
- Range:  $[-k, +\infty)$  → y-value of the vertex
- Extreme: minimum at the vertex
- End Behavior: As  $x \rightarrow -\infty, f(x) \rightarrow +\infty$ ; As  $x \rightarrow +\infty, f(x) \rightarrow +\infty$
- Interval of Increase: RIGHT of the graph  $(h, +\infty)$  → x-value of the vertex
- Interval of Decrease: LEFT of the graph  $(-\infty, h)$  → x-value of the vertex

**For a quadratic that OPENS DOWN:**

- Vertex: highest point
- Axis of Symmetry:  $x = h$  → x-value of the vertex
- Range:  $(-\infty, -k]$  → y-value of the vertex
- Extreme: maximum at the vertex
- End Behavior: As  $x \rightarrow -\infty, f(x) \rightarrow -\infty$ ; As  $x \rightarrow +\infty, f(x) \rightarrow -\infty$
- Interval of Increase: LEFT of the graph  $(-\infty, h)$  → x-value of the vertex
- Interval of Decrease: RIGHT of the graph  $(h, +\infty)$  → x-value of the vertex

# Transformations of Quadratics

$$f(x) = \pm a(x \mp h)^2 \pm k$$

Describe:

1) $y = 2(x+2)^2 + 2$	2) $y = -3(x-1)^2 + 5$	3) $y = \frac{2}{3}(x-2)^2 - 1$	4) $y = -\frac{1}{4}(x+3)^2 - 6$	5) $y = -(x-2)^2 + 1$
-----------------------	------------------------	---------------------------------	----------------------------------	-----------------------

Algebra 1 - USC Day 1 Characteristics & Vocab of Quadratic Functions

Fill in each blank using the word bank.

vertex	minimum	axis of symmetry	x-intercepts
parabola	maximum	zeros/roots	$ax^2 + bx + c$

- Standard form of a quadratic function is  $y = \underline{\hspace{2cm}}$
- The shape of a quadratic equation is called a  $\underline{\hspace{2cm}}$

- $\underline{\hspace{2cm}}$
- $\underline{\hspace{2cm}}$

- When the vertex is the highest point on the graph, we call that a  $\underline{\hspace{2cm}}$
- When the vertex is the lowest point on the graph, we call that a  $\underline{\hspace{2cm}}$
- Our solutions are the  $\underline{\hspace{2cm}}$
- Solutions to quadratic equations are called  $\underline{\hspace{2cm}}$

---

Find the a, vertex, b, axis of symmetry, and c, x-intercepts, and d, y-intercept of each quadratic function from its graph.

9.	10.	11.
----	-----	-----

a. Vertex: $\underline{\hspace{2cm}}$	a. Vertex: $\underline{\hspace{2cm}}$	a. Vertex: $\underline{\hspace{2cm}}$
b. Axis of symmetry: $x = \underline{\hspace{2cm}}$	b. Axis of symmetry: $x = \underline{\hspace{2cm}}$	b. Axis of symmetry: $x = \underline{\hspace{2cm}}$
c. x-intercept(s): $\underline{\hspace{2cm}}$	c. x-intercept(s): $\underline{\hspace{2cm}}$	c. x-intercept(s): $\underline{\hspace{2cm}}$
d. y-intercept: $\underline{\hspace{2cm}}$	d. y-intercept: $\underline{\hspace{2cm}}$	d. y-intercept: $\underline{\hspace{2cm}}$

### Graphing Quadratics Using Tables

- Graph  $f(x) = x^2$ .

	<table border="1" style="width: 100%; border-collapse: collapse;"> <thead> <tr><th>x</th><th>f(x)</th></tr> </thead> <tbody> <tr><td>-2</td><td></td></tr> <tr><td>-1</td><td></td></tr> <tr><td>0</td><td></td></tr> <tr><td>1</td><td></td></tr> <tr><td>2</td><td></td></tr> </tbody> </table>	x	f(x)	-2		-1		0		1		2	
x	f(x)												
-2													
-1													
0													
1													
2													

Transformations:  $\underline{\hspace{2cm}}$

Zeros:  $\underline{\hspace{2cm}}$       Vertex:  $\underline{\hspace{2cm}}$

Y-intercept:  $\underline{\hspace{2cm}}$       Axis of Symmetry:  $\underline{\hspace{2cm}}$

- Graph  $f(x) = x^2 - 4$ .

	<table border="1" style="width: 100%; border-collapse: collapse;"> <thead> <tr><th>x</th><th>f(x)</th></tr> </thead> <tbody> <tr><td>-2</td><td></td></tr> <tr><td>-1</td><td></td></tr> <tr><td>0</td><td></td></tr> <tr><td>1</td><td></td></tr> <tr><td>2</td><td></td></tr> </tbody> </table>	x	f(x)	-2		-1		0		1		2	
x	f(x)												
-2													
-1													
0													
1													
2													

Transformations:  $\underline{\hspace{2cm}}$

Zeros:  $\underline{\hspace{2cm}}$       Vertex:  $\underline{\hspace{2cm}}$

Y-intercept:  $\underline{\hspace{2cm}}$       Axis of Symmetry:  $\underline{\hspace{2cm}}$

<p>TOTD ~ USC Day 1      Name <math>\underline{\hspace{2cm}}</math></p> <p>x-intercept(s): <math>\underline{\hspace{2cm}}</math></p> <p>y-intercept: <math>\underline{\hspace{2cm}}</math></p> <p>Vertex: <math>\underline{\hspace{2cm}}</math></p> <p>Axis of Symmetry: <math>\underline{\hspace{2cm}}</math></p>	<p>TOTD ~ USC Day 1      Name <math>\underline{\hspace{2cm}}</math></p> <p>x-intercept(s): <math>\underline{\hspace{2cm}}</math></p> <p>y-intercept: <math>\underline{\hspace{2cm}}</math></p> <p>Vertex: <math>\underline{\hspace{2cm}}</math></p> <p>Axis of Symmetry: <math>\underline{\hspace{2cm}}</math></p>
<p>TOTD ~ USC Day 1      Name <math>\underline{\hspace{2cm}}</math></p> <p>x-intercept(s): <math>\underline{\hspace{2cm}}</math></p> <p>y-intercept: <math>\underline{\hspace{2cm}}</math></p> <p>Vertex: <math>\underline{\hspace{2cm}}</math></p> <p>Axis of Symmetry: <math>\underline{\hspace{2cm}}</math></p>	<p>TOTD ~ USC Day 1      Name <math>\underline{\hspace{2cm}}</math></p> <p>x-intercept(s): <math>\underline{\hspace{2cm}}</math></p> <p>y-intercept: <math>\underline{\hspace{2cm}}</math></p> <p>Vertex: <math>\underline{\hspace{2cm}}</math></p> <p>Axis of Symmetry: <math>\underline{\hspace{2cm}}</math></p>

<p>Graph: <math>f(x) = (x+1)^2 - 5</math></p> <table style="width: 100%;"> <tr> <td style="text-align: center;"></td> <td style="text-align: center;"> <table border="1" style="width: 100%; border-collapse: collapse;"> <thead> <tr><th>x</th><th>f(x)</th></tr> </thead> <tbody> <tr><td>-2</td><td></td></tr> <tr><td>-1</td><td></td></tr> <tr><td>0</td><td></td></tr> <tr><td>1</td><td></td></tr> <tr><td>2</td><td></td></tr> </tbody> </table> </td> </tr> </table>		<table border="1" style="width: 100%; border-collapse: collapse;"> <thead> <tr><th>x</th><th>f(x)</th></tr> </thead> <tbody> <tr><td>-2</td><td></td></tr> <tr><td>-1</td><td></td></tr> <tr><td>0</td><td></td></tr> <tr><td>1</td><td></td></tr> <tr><td>2</td><td></td></tr> </tbody> </table>	x	f(x)	-2		-1		0		1		2		<p>Graph: <math>f(x) = (x-1)^2 - 5</math></p> <table style="width: 100%;"> <tr> <td style="text-align: center;"></td> <td style="text-align: center;"> <table border="1" style="width: 100%; border-collapse: collapse;"> <thead> <tr><th>x</th><th>f(x)</th></tr> </thead> <tbody> <tr><td>-2</td><td></td></tr> <tr><td>-1</td><td></td></tr> <tr><td>0</td><td></td></tr> <tr><td>1</td><td></td></tr> <tr><td>2</td><td></td></tr> </tbody> </table> </td> </tr> </table>		<table border="1" style="width: 100%; border-collapse: collapse;"> <thead> <tr><th>x</th><th>f(x)</th></tr> </thead> <tbody> <tr><td>-2</td><td></td></tr> <tr><td>-1</td><td></td></tr> <tr><td>0</td><td></td></tr> <tr><td>1</td><td></td></tr> <tr><td>2</td><td></td></tr> </tbody> </table>	x	f(x)	-2		-1		0		1		2	
	<table border="1" style="width: 100%; border-collapse: collapse;"> <thead> <tr><th>x</th><th>f(x)</th></tr> </thead> <tbody> <tr><td>-2</td><td></td></tr> <tr><td>-1</td><td></td></tr> <tr><td>0</td><td></td></tr> <tr><td>1</td><td></td></tr> <tr><td>2</td><td></td></tr> </tbody> </table>	x	f(x)	-2		-1		0		1		2																	
x	f(x)																												
-2																													
-1																													
0																													
1																													
2																													
	<table border="1" style="width: 100%; border-collapse: collapse;"> <thead> <tr><th>x</th><th>f(x)</th></tr> </thead> <tbody> <tr><td>-2</td><td></td></tr> <tr><td>-1</td><td></td></tr> <tr><td>0</td><td></td></tr> <tr><td>1</td><td></td></tr> <tr><td>2</td><td></td></tr> </tbody> </table>	x	f(x)	-2		-1		0		1		2																	
x	f(x)																												
-2																													
-1																													
0																													
1																													
2																													
<p>Graph: <math>f(x) = 2x^2 - 5</math></p> <table style="width: 100%;"> <tr> <td style="text-align: center;"></td> <td style="text-align: center;"> <table border="1" style="width: 100%; border-collapse: collapse;"> <thead> <tr><th>x</th><th>f(x)</th></tr> </thead> <tbody> <tr><td>-2</td><td></td></tr> <tr><td>-1</td><td></td></tr> <tr><td>0</td><td></td></tr> <tr><td>1</td><td></td></tr> <tr><td>2</td><td></td></tr> </tbody> </table> </td> </tr> </table>		<table border="1" style="width: 100%; border-collapse: collapse;"> <thead> <tr><th>x</th><th>f(x)</th></tr> </thead> <tbody> <tr><td>-2</td><td></td></tr> <tr><td>-1</td><td></td></tr> <tr><td>0</td><td></td></tr> <tr><td>1</td><td></td></tr> <tr><td>2</td><td></td></tr> </tbody> </table>	x	f(x)	-2		-1		0		1		2		<p>Graph: <math>f(x) = \frac{1}{2}x^2 - 5</math></p> <table style="width: 100%;"> <tr> <td style="text-align: center;"></td> <td style="text-align: center;"> <table border="1" style="width: 100%; border-collapse: collapse;"> <thead> <tr><th>x</th><th>f(x)</th></tr> </thead> <tbody> <tr><td>-2</td><td></td></tr> <tr><td>-1</td><td></td></tr> <tr><td>0</td><td></td></tr> <tr><td>1</td><td></td></tr> <tr><td>2</td><td></td></tr> </tbody> </table> </td> </tr> </table>		<table border="1" style="width: 100%; border-collapse: collapse;"> <thead> <tr><th>x</th><th>f(x)</th></tr> </thead> <tbody> <tr><td>-2</td><td></td></tr> <tr><td>-1</td><td></td></tr> <tr><td>0</td><td></td></tr> <tr><td>1</td><td></td></tr> <tr><td>2</td><td></td></tr> </tbody> </table>	x	f(x)	-2		-1		0		1		2	
	<table border="1" style="width: 100%; border-collapse: collapse;"> <thead> <tr><th>x</th><th>f(x)</th></tr> </thead> <tbody> <tr><td>-2</td><td></td></tr> <tr><td>-1</td><td></td></tr> <tr><td>0</td><td></td></tr> <tr><td>1</td><td></td></tr> <tr><td>2</td><td></td></tr> </tbody> </table>	x	f(x)	-2		-1		0		1		2																	
x	f(x)																												
-2																													
-1																													
0																													
1																													
2																													
	<table border="1" style="width: 100%; border-collapse: collapse;"> <thead> <tr><th>x</th><th>f(x)</th></tr> </thead> <tbody> <tr><td>-2</td><td></td></tr> <tr><td>-1</td><td></td></tr> <tr><td>0</td><td></td></tr> <tr><td>1</td><td></td></tr> <tr><td>2</td><td></td></tr> </tbody> </table>	x	f(x)	-2		-1		0		1		2																	
x	f(x)																												
-2																													
-1																													
0																													
1																													
2																													

April 9, 2019, Tuesday

- This equation can be used to find  $h$ , the number of hours it will take Flo and Bryan to mow their lawn.
 
$$\frac{h}{3} + \frac{h}{2} = 1$$
 How many hours will it take them to mow their lawn?
 

A. 0
B. 3
C. 2
D. 1
- Look at the steps used when solving  $3(x-2) = 3$  for  $x$ .
 

$3(x-2) = 3$	Write the original equation.
$3x - 6 = 3$	Use the Distributive Property.
$3x - 6 + 6 = 3 + 6$	Step 1
$3x = 9$	Step 2
$\frac{3x}{3} = \frac{9}{3}$	Step 3
$x = 3$	Step 4

 Which step is the result of combining like terms?
 

A. Step 1
B. Step 2
C. Step 3
D. Step 4

Algebra 1 ~ U3C Day 2

Characteristics of Quadratics Notes

Characteristics of Quadratics

- Zero:
- Y-intercept:
- Domain:
- Vertex:
- Axis of Symmetry:
- Range:
- Extrema:
- Interval of Increase:
- Interval of Decrease:
- End Behavior:

As  $x \rightarrow -\infty$ ,  $f(x) \rightarrow$  \_\_\_\_\_

As  $x \rightarrow +\infty$ ,  $f(x) \rightarrow$  \_\_\_\_\_

11.AROC [-1, 0]

- Zero:
- Y-intercept:
- Domain:
- Vertex:
- Axis of Symmetry:
- Range:
- Extrema:
- Interval of Increase:
- Interval of Decrease:
- End Behavior:

As  $x \rightarrow -\infty$ ,  $f(x) \rightarrow$  \_\_\_\_\_

As  $x \rightarrow +\infty$ ,  $f(x) \rightarrow$  \_\_\_\_\_

11.AROC [0, 2]

Quadratic Characteristics/Transformations HW

Name \_\_\_\_\_

- Zero:
- Y-intercept:
- Domain:
- Vertex:
- Axis of Symmetry:
- Range:
- Extrema:
- Interval of Increase:
- Interval of Decrease:
- End Behavior:

As  $x \rightarrow -\infty$ ,  $f(x) \rightarrow$  \_\_\_\_\_

As  $x \rightarrow +\infty$ ,  $f(x) \rightarrow$  \_\_\_\_\_

11.AROC [2, 4]

- Zero:
- Y-intercept:
- Domain:
- Vertex:
- Axis of Symmetry:
- Range:
- Extrema:
- Interval of Increase:
- Interval of Decrease:
- End Behavior:

As  $x \rightarrow -\infty$ ,  $f(x) \rightarrow$  \_\_\_\_\_

As  $x \rightarrow +\infty$ ,  $f(x) \rightarrow$  \_\_\_\_\_

11.AROC [-1, 1]

Describe the transformations.

1. $y = x^2 + 2$	6. $y = x^2 - 2$
2. $y = 2x^2$	7. $y = \frac{1}{2}x^2$
3. $y = (x - 2)^2$	8. $y = (x + 2)^2$
4. $y = -(x - 3)^2 + 1$	9. $y = -(x - 1)^2 - 1$
5. $y = \frac{1}{2}(x - 2)^2$	10. $y = -2(x + 1)^2 - 1$

Quadratic Characteristics - TOTD

Name \_\_\_\_\_

1)

$f(x) = -2(x - 2)^2 + 2$

Transformations:

Domain: \_\_\_\_\_

Range: \_\_\_\_\_

x-intercept(s): \_\_\_\_\_

y-intercept: \_\_\_\_\_

Vertex: \_\_\_\_\_

Axis of Symmetry: \_\_\_\_\_

Interval of Increase: \_\_\_\_\_

Interval of Decrease: \_\_\_\_\_

Extrema: \_\_\_\_\_

End Behavior: \_\_\_\_\_

As  $x \rightarrow -\infty$ ,  $f(x) \rightarrow$  \_\_\_\_\_

As  $x \rightarrow +\infty$ ,  $f(x) \rightarrow$  \_\_\_\_\_

AROC from (0, \_\_\_\_\_) to (2, \_\_\_\_\_)

2)

$f(x) = -\frac{1}{2}(x + 2)^2 + 8$

Transformations:

Domain: \_\_\_\_\_

Range: \_\_\_\_\_

x-intercept(s): \_\_\_\_\_

y-intercept: \_\_\_\_\_

Vertex: \_\_\_\_\_

Axis of Symmetry: \_\_\_\_\_

Interval of Increase: \_\_\_\_\_

Interval of Decrease: \_\_\_\_\_

Extrema: \_\_\_\_\_

End Behavior: \_\_\_\_\_

As  $x \rightarrow -\infty$ ,  $f(x) \rightarrow$  \_\_\_\_\_

As  $x \rightarrow +\infty$ ,  $f(x) \rightarrow$  \_\_\_\_\_

AROC (2, \_\_\_\_\_) to (0, \_\_\_\_\_)

April 10, 2019, Wednesday

**SAMPLE ITEMS**

- What are the zeros of the function represented by the quadratic expression  $2x^2 + x - 37$ ?
  - $x = \frac{3}{2}$  and  $x = 1$
  - $x = \frac{2}{3}$  and  $x = 1$
  - $x = -1$  and  $x = \frac{2}{3}$
  - $x = -1$  and  $x = \frac{3}{2}$
- What is the vertex of the graph of  $f(x) = x^2 + 10x - 97$ ?
  - (5, 66)
  - (5, -9)
  - (-5, -9)
  - (-5, -34)
- The expression  $-x^2 + 70x - 600$  represents a company's profit for selling  $x$  items. For which number(s) of items sold is the company's profit equal to \$0?
  - 0 items
  - 35 items
  - 10 items and 60 items
  - 20 items and 30 items

**STANDARD FORM of QUADRATICS**

$y = ax^2 + bx + c$

↔

**VERTEX FORM of QUADRATICS**

$y = a(x - h)^2 + k$

## VERTEX → STANDARD FORM

EXAMPLE:  $y = -2(x - 1)^2 - 4$

step 1. Expand the square binomial & combine like terms (reverse the equation).

step 2. Multiply the two binomials & combine like terms (using the BOX, distributive, or FOIL method).

step 3. Distribute if necessary & combine like constants terms.

## STANDARD → VERTEX FORM

EXAMPLE:  $y = 2x^2 + 12x - 4$

step 1. Identify a, b, & c.

step 2. Find the line of symmetry or 'h' by using  $x = \frac{-b}{2a}$ .

step 3. Find the y-value of the vertex or 'k' by substituting 'x' into the equation.

step 4. Write the equation in vertex form using the 'h' and 'k' found above. The 'a' will be the 'a' found in step 1.

Algebra 1 - U3C Day 3 Convert VERTEX → STANDARD Form Notes

**Examples:**

1) $y = (x + 3)^2 + 4$	3) $y = 2(x + 3)^2 - 5$	5) $y = 2(x + 1)^2 - 2$
2) $y = (x - 1)^2 + 8$	4) $y = -(x - 4)^2 + 3$	

---

Converting STANDARD → VERTEX Form Notes

**Examples:**

1) $y = x^2 + 8x + 10$	3) $y = x^2 + 10x + 20$	5) $y = -x^2 - 2x + 3$
2) $y = x^2 + 8x + 1$	4) $y = -2x^2 - 16x - 32$	

Algebra 1 - U3C Day 3 Name \_\_\_\_\_

Convert Vertex to Standard Form & Standard to Vertex Form

Convert from Vertex form to Standard form for each equation below.

1) $f(x) = (x - 3)^2 - 1$	2) $f(x) = (x + 3)^2 - 3$
3) $f(x) = (x + 4)^2 - 1$	4) $f(x) = (x + 2)^2 + 2$
5) $f(x) = (x - 3)^2 + 2$	6) $f(x) = (x + 2)^2 - 1$
7) $f(x) = (x + 3)^2 - 1$	8) $f(x) = (x + 2)^2 + 4$
9) $f(x) = -2(x - 4)^2 - 4$	10) $f(x) = -2(x - 3)^2 + 4$

Convert from Standard form to Vertex form for each equation below.

11) $f(x) = x^2 - 8x + 13$	12) $f(x) = x^2 - 8x + 12$
13) $f(x) = x^2 + 6x + 10$	14) $f(x) = x^2 + 2x - 1$
15) $f(x) = x^2 + 6x + 7$	16) $f(x) = x^2 - 8x + 18$
17) $f(x) = x^2 - 6x + 12$	18) $f(x) = x^2 - 8x + 14$
19) $f(x) = -x^2 + 2x - 2$	20) $f(x) = 2x^2 + 12x + 20$

Algebra 1 Name \_\_\_\_\_ ID: 1

TOTD - Converting Quadratic Functions

Convert the given equations from vertex form to standard form.

1) $y = (x - 2)^2 + 4$	2) $y = -2(x - 1)^2 + 4$
------------------------	--------------------------

Convert the given equations from standard form to vertex form.

3) $y = x^2 - 8x + 18$	4) $y = -3x^2 - 18x - 28$
------------------------	---------------------------

Study Guide Unit 3C Name \_\_\_\_\_

5. Convert  $y = x^2 + 4x + 4$  to vertex form, then identify the vertex and the graph.

6. What is the vertex and axis of symmetry of the quadratic  $y = 2(x - 1)^2 + 4$ ?

A (-4, 1); x = 1      B (4, 1); x = 4  
 C (2, 4); x = 4      D (1, 4); x = 1


7. Convert the following equation into vertex form:  $y = x^2 - 8x + 13$

8. Convert the following equation into standard form:  $y = -2(x - 4)^2 - 4$

Study Guide Unit 3C Name \_\_\_\_\_

Find the a. vertex, b. axis of symmetry, and c. x-intercepts, and d. y-intercept of each quadratic function from its graph.

10.

a. Vertex: \_\_\_\_\_  
 b. Axis of symmetry: x = \_\_\_\_\_  
 c. x-intercept(s): \_\_\_\_\_  
 d. y-intercept: \_\_\_\_\_

11) Graph  $f(x) = -(x - 1)^2 - 3$ .

	<table border="1" style="border-collapse: collapse;"> <tr> <th>x</th> <th>f(x)</th> </tr> <tr> <td>-1</td> <td></td> </tr> <tr> <td>0</td> <td></td> </tr> <tr> <td>1</td> <td></td> </tr> <tr> <td>2</td> <td></td> </tr> <tr> <td>3</td> <td></td> </tr> </table>	x	f(x)	-1		0		1		2		3	
x	f(x)												
-1													
0													
1													
2													
3													
Y-intercept: _____	Axis of Symmetry: _____												

April 11, 2019, Thursday

**SAMPLE ITEM**

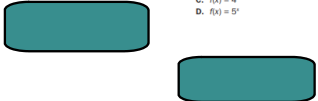
1. A certain population of bacteria has an average growth rate of 2%. The formula for the growth of the bacteria's population is  $A = P_0 \cdot 1.02^t$ , where  $P_0$  is the original population and  $t$  is the time in hours.

If you begin with 200 bacteria, about how many bacteria will there be after 100 hours?

A. 7  
B. 272  
C. 1,449  
D. 20,000

2. The points (0, 1), (1, 5), (2, 25), and (3, 125) are on the graph of a function. Which equation represents that function?

A.  $f(x) = 2^x$   
B.  $f(x) = 3^x$   
C.  $f(x) = 4^x$   
D.  $f(x) = 5^x$



...quiz

Algebra I Additional Practice Items

**Item 17**

**Extended Constructed-Response**

**Part A** What are the zeros of the function  $f(x) = x^2 - 6x + 8$ ? Explain how you determined your answer. Write your answer in the space provided.

**Part B** Explain how you know that the function  $g(x) = x^2 - 6x + 10$  has a minimum value and not a maximum value. Find the minimum value of the function. Write your answer in the space provided.

Part A

---

---

---

---

---

---

---

---

---

---

Part B

---

---

---

---

---

---

---

---

---

---

Georgia Milestones Algebra I EOC Study/Resource Guide for Students and Parents Page 237 of 258  
Copyright © 2018 by Georgia Department of Education. All rights reserved.

Additional Practice Items Scoring Rubrics and Exemplar Responses

**Item 17**

**Exemplar Response**

Points Awarded	Sample Response
4	<p><b>Part A:</b> The zeros are 2 and 4.</p> <p><b>AND</b></p> <p>To find the zeros, I set the value of the function equal to 0. Then I factored the quadratic expression on the right side of the equation. Next, I used the Zero Product Property to set each factor equal to 0. Then I solved each of the resulting equations for <math>x</math>. These values of <math>x</math> are the zeros of the function. Or other valid explanation.</p> <p><b>Part B:</b> The coefficient of the <math>x^2</math> is positive, so the function opens up, which means it has a minimum value instead of a maximum. Or other valid explanation.</p>
3	The student correctly answers three of the four parts.
2	The student correctly answers two of the four parts.
1	The student correctly answers one of the four parts.
0	Response is irrelevant, inappropriate, or not provided.

Note: If a student makes an error in one part that is carried through to subsequent parts, then the student is not penalized again for the same error.

Page 254 of 258 Georgia Milestones Algebra I EOC Study/Resource Guide for Students and Parents  
Copyright © 2018 by Georgia Department of Education. All rights reserved.

April 12, 2019, Friday

**Constructed-Response**

The first four terms of a sequence are shown.

16, 48, 144, 432, ...

What is the explicit function,  $f(n)$ , that defines the sequence? Explain how you determined your answer. Write your answer in the space provided.

---

---

---

---

---

---

---

---

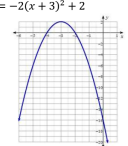
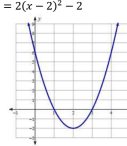
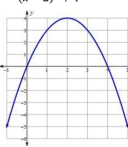
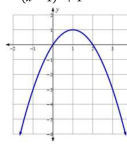
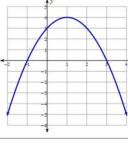
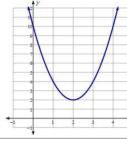
---

---

Name & Partner \_\_\_\_\_

Match the given characteristics to the given graphs, then identify the

<p>Graph: _____</p> <p>Domain: <math>(-\infty, \infty)</math></p> <p>Range: <math>[-2, \infty)</math></p> <p>Vertex: _____</p> <p>Axis of Symmetry: _____</p> <p>Zeros: _____</p> <p>y-intercept: _____</p> <p>Int of Increase: <math>(2, \infty)</math></p> <p>Int of Decrease: <math>(-\infty, 2)</math></p> <p>Extrema: _____ at _____</p> <p>End Behavior: _____</p> <p>As <math>x \rightarrow -\infty, f(x) \rightarrow</math> _____</p> <p>As <math>x \rightarrow \infty, f(x) \rightarrow</math> _____</p> <p>Transformations: _____</p> <p><b>Stretch 2, Right 2, Down 2</b></p>	<p>Graph: _____</p> <p>Domain: <math>(-\infty, \infty)</math></p> <p>Range: _____</p> <p>Vertex: _____</p> <p>Axis of Symmetry: <math>x = 2</math></p> <p>Zeros: _____</p> <p>y-intercept: <math>(0, 10)</math></p> <p>Int of Increase: _____</p> <p>Int of Decrease: _____</p> <p>Extrema: <b>MIN @ (2, 2)</b></p> <p>End Behavior: _____</p> <p>As <math>x \rightarrow -\infty, f(x) \rightarrow</math> _____</p> <p>As <math>x \rightarrow \infty, f(x) \rightarrow</math> _____</p> <p>Transformations: _____</p>
<p>Graph: _____</p> <p>Domain: <math>(-\infty, \infty)</math></p> <p>Range: _____</p> <p>Vertex: _____</p> <p>Axis of Symmetry: _____</p> <p>Zeros: _____</p> <p>y-intercept: <math>(0, 0)</math></p> <p>Int of Increase: _____</p> <p>Int of Decrease: _____</p> <p>Extrema: _____ at _____</p> <p>End Behavior: _____</p> <p>As <math>x \rightarrow -\infty, f(x) \rightarrow -\infty</math></p> <p>As <math>x \rightarrow \infty, f(x) \rightarrow -\infty</math></p> <p>Transformations: _____</p> <p><b>Reflects x-axis, Right 2, Up 4</b></p>	<p>Graph: _____</p> <p>Domain: <math>(-\infty, \infty)</math></p> <p>Range: <math>(-\infty, 2]</math></p> <p>Vertex: _____</p> <p>Axis of Symmetry: <math>x = -3</math></p> <p>Zeros: _____</p> <p>y-intercept: _____</p> <p>Int of Increase: _____</p> <p>Int of Decrease: _____</p> <p>Extrema: _____ at _____</p> <p>End Behavior: _____</p> <p>As <math>x \rightarrow -\infty, f(x) \rightarrow -\infty</math></p> <p>As <math>x \rightarrow \infty, f(x) \rightarrow -\infty</math></p> <p>Transformations: _____</p>

<p><b>A.</b> <math>y = -2(x + 3)^2 + 2</math></p> 	<p><b>B.</b> <math>y = 2(x - 2)^2 - 2</math></p> 
<p><b>C.</b> <math>y = -(x - 2)^2 + 4</math></p> 	<p><b>D.</b> <math>y = -(x - 1)^2 + 1</math></p> 
<p><b>E.</b> <math>y = (x - 1)^2 + 4</math></p> 	<p><b>F.</b> <math>y = 2(x - 2)^2 + 2</math></p> 

Algebra 1 ~ USC Day 4 Unit 3C Test Review Part 1 Name \_\_\_\_\_

Graph the following equation. Then, write the characteristics for the graph.

<p>1. <math>2(x+1)^2 - 5</math></p> <ul style="list-style-type: none"> <li>• Vertex: _____</li> <li>• Axis of Sym: _____</li> <li>• Domain: _____</li> <li>• Range: _____</li> <li>• Increase: _____</li> <li>• Decrease: _____</li> <li>• <math>x</math>-int: _____</li> <li>• End Behavior: _____</li> <li>As <math>x \rightarrow -\infty</math>, <math>f(x) \rightarrow</math> _____</li> <li>As <math>x \rightarrow +\infty</math>, <math>f(x) \rightarrow</math> _____</li> </ul>	<p>2. <math>y = -x^2 + 4x</math></p> <ul style="list-style-type: none"> <li>• Vertex: _____</li> <li>• Axis of Sym: _____</li> <li>• Domain: _____</li> <li>• Range: _____</li> <li>• Increase: _____</li> <li>• Decrease: _____</li> <li>• <math>x</math>-int: _____</li> <li>• End Behavior: _____</li> <li>As <math>x \rightarrow -\infty</math>, <math>f(x) \rightarrow</math> _____</li> <li>As <math>x \rightarrow +\infty</math>, <math>f(x) \rightarrow</math> _____</li> </ul>
--	---

Describe the transformations to the parent function in the given equations.

3. $y = -(x+2)^2 - 5$	4. $y = 3(x-4)^2 + 2$
-----------------------	-----------------------

Write the quadratic equation of the graph that has been...

5. shifted down 1 and shrunk by a factor of $\frac{1}{3}$ .	6. reflected over the $x$ -axis and has shifted right 2
---	---

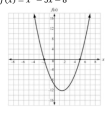
Change the equations to standard form.

7. $y = 2(x-1)^2 + 4$	8. $y = (x+4)^2 - 6$
-----------------------	----------------------

Change the equations to vertex form.

9. $y = x^2 + 6x - 2$	10. $y = x^2 + 8x + 1$
-----------------------	------------------------

<p>11. What is the vertex and axis of symmetry of the quadratic: <math>y = 2(x-3)^2 + 4</math>?</p> <p>a) (2, -3); <math>x = -3</math>          b) (3, 4); <math>x = 4</math>          c) (3, 4); <math>x = 3</math>          d) (4, 3); <math>x = 4</math></p>	<p>12. Identify the vertex of <math>f(x) = x^2 + 10x - 9</math>?</p> <p>a) (5, 66)          b) (5, -9)          c) (-5, 9)          d) (-5, -34)</p>
---	--

<p>13. Which function is shown in the graph?</p> <p>a) <math>f(x) = x^2 - 3x - 10</math>          b) <math>f(x) = x^2 + 3x - 10</math>          c) <math>f(x) = x^2 + x - 12</math>          d) <math>f(x) = x^2 - 5x - 8</math></p> 	<p>14. Tell whether the graph of the quadratic function <math>y = -2x^2 - 5x + 15</math> opens up or down, and why.</p> <p>a) Because <math>a &lt; 0</math>, the parabola opens down.          b) Because <math>a &lt; 0</math>, the parabola opens up.          c) Because <math>a &gt; 0</math>, the parabola opens down.          d) Because <math>a &gt; 0</math>, the parabola opens up.</p>
--	---